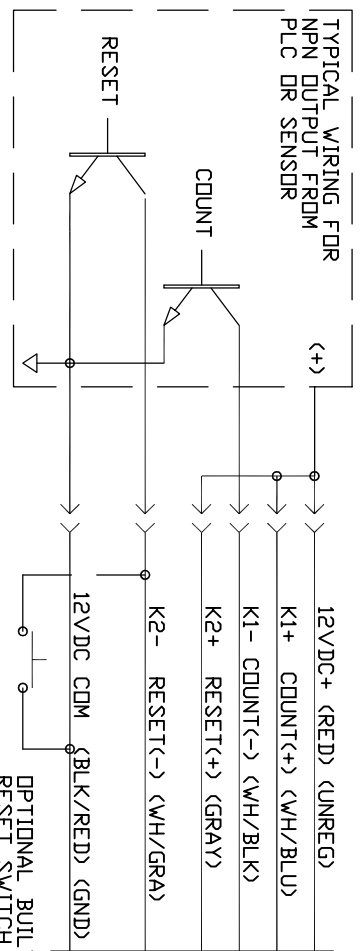



TYPICAL DISPLAYS

DISPLAYS ARE SHOWN WITH 120VAC POWER.

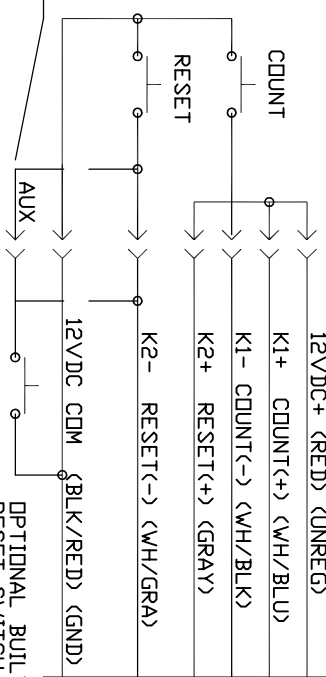


OPTIONAL BUILT-IN RESET SWITCH **




TYPICAL WIRING FOR DRY CONTACTS FROM P.B. OR LIMIT SWITCH

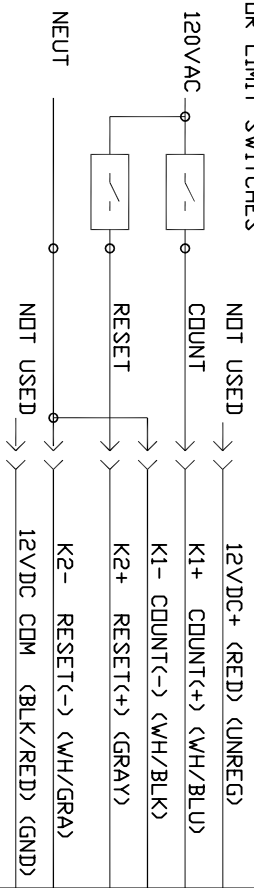
RESET SWITCH MAY BE JUMPERED EXTERNALLY VIA AUX TERMINAL



OPTIONAL BUILT-IN RESET SWITCH **



TYPICAL WIRING FOR 120VAC SIGNALS FROM PLC OR LIMIT SWITCHES



*REQUIRES INPUT FILTERS ON K1 AND K2 FOR AC INPUTS

>> THIS SYMBOL IS USED FOR PIGTAIL LEAD WIRES OR TERMINAL BLOCKS

K1 AND K2 INPUTS ARE OPTD ISOLATED INPUTS. SIGNALS RANGING FROM 5VDC TO 120VAC CAN BE APPLIED.

MOST AE SERIES DISPLAYS ARE PROVIDED WITH #18 AWG, PIGTAIL LEAD WIRES FOR ALL EXTERNAL WIRING.

TERMINAL BLOCKS AND CONNECTORS ARE LOCATED INSIDE EACH AE SERIES DEVICE FOR OTHER WIRING OPTIONS.

** WHEN THE OPTIONAL BUILT-IN RESET SWITCH IS ORDERED, IT WILL BE WIRED AS SHOWN. NOT RECOMMENDED FOR 120 VAC SIGNAL APPLICATIONS.

APPROVALS	DATE
DRAWN BY GJB	6/12/01
CHECKED BY	
APPROVED BY	
REVISED BY	

VCAD LTYATS DWGS\AE\OPTIONS\

APPLIED TECHNICAL SYSTEMS

P.O. BOX 5705
SHREVEPORT, LA
71135

SCALE

JOB #

SHEET #

REVISION

FILENAME: 373WD1

DRAWING #

8.5 x 11

PRODUCT: AEXX-373

DESCRIPTION: RUN TIME ACCUMULATOR

TYPICAL WIRING SCHEMES

WIRING DIAGRAM