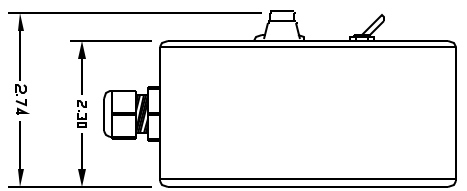
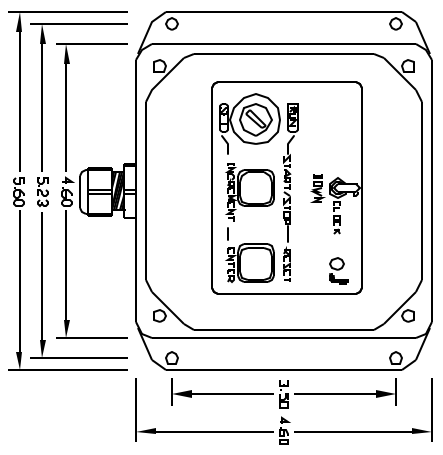
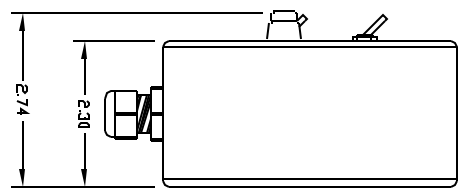
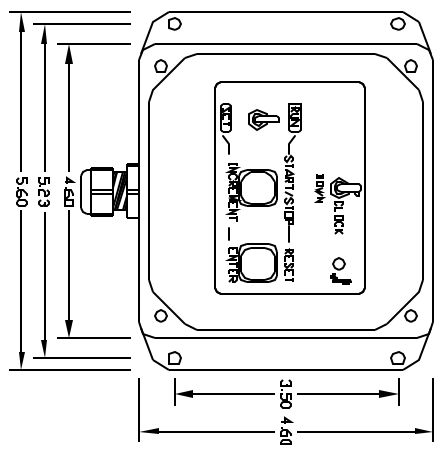


2101B-P



2102B-P



SPECIFICATIONS:

P/N: 2101B-P, 2102B-P
 FEATURES: 2101, 2102 REMOTE SWITCH PANEL
 ENCLOSURE: P/N: 1260-2012, POLYCASE, W/ MOUNTING FEET SCREW COVER
 TB PROVIDED INSIDE ENCLOSURE FOR FIELD WIRING

APPROVALS	DATE
DRAWN BY DTI	8-6-01
CHECKED BY	
APPROVED BY	

VCAD L\A\ATS DWG\AEVAE ACC\
APPLIED TECHNICAL SYSTEMS
 P.O. BOX 5705
 SHREVEPORT, LA
 71135

PROJECT	2101B-P, 2102B-P SWITCH PANEL IN PLASTIC ENCLOSURE	SCALE	1:3
DESCRIPTION	ASSEMBLY	JOB #	
		SHEET #	
		REVISION	
		FILE NAME:	210XB-PASY1
		DRAWING #	