

DIGITAL CLOCKS

FOR SCHOOLS, HOSPITALS, FACTORIES, SPORTS FACILITIES, COURTROOMS, THEATERS, BOARDROOMS, CHURCHES, and MUSEUMS.

1.8 - Inch, 6 Digit - Stand-alone, RS232, USB, Single and Two Sided Versions

- | | |
|--------------------------------|-------------------------------|
| CC186 Single Sided | CC186/2 Two Sided |
| CC186U Single Sided USB | CC186U/2 Two Sided USB |



4-Inch, 4 Digit - Stand-alone, Corrective Clock, RS232, Two Sided Versions Available



CC2002 Wall Mount



CC2002F Flush Mount



CC2002W2 2-Sided Wall Mount

CC2002C2 2-Sided Ceiling Mount



AE Series 2.3 - Inch, Multi-Function Clock/Timers



- | | |
|---|--|
| AE24 4-Digit Wall Mount | AE2412F 6-Digit Flush Mount, 1- Inch Sec. |
| AE26 6-Digit Wall Mount | |
| AE24F 4-Digit Flush Mount | |
| AE2412 6-Digit Wall Mount, 1-Inch Sec. | |
| AE26R 6-Digit Rack Mount | |



Visible up to 100 feet

AE Series Super Bright 4-Inch, Multi-Function Clock/Timers



- | | |
|--|--|
| AE44S 4-Inch 4-Digit Dot LED Wall Mount | AE44D 4-Inch 4-Digit Bar Segment LED Wall Mount |
| AE46S 4-Inch 6-Digit Dot LED Wall Mount | |
| AE44D 4-Inch 4-Digit Bar Segment LED Wall Mount | |
| AE46D 4-Inch 6-Digit Bar Segment LED Wall Mount | |



Visible up to 200 feet

AE Series Super Bright 8 and 12 - Inch, Multi-Function Clock/Timers



- | |
|--|
| AE124 12-Inch, 4-Digit Wall Mount |
| AE126 12-Inch, 6-Digit Wall Mount |
- Visible up to 500 feet**



- | |
|--|
| AE84 8- Inch 4-Digit Wall Mount |
| AE86 8-Inch 6-Digit Wall Mount |
- Visible up to 350 feet**

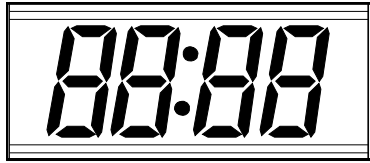
All AE Series Inch, Multi-Function Clock/Timers can be configured to your requirements. Numerous options include: RS232, USB, GPS, stand-alone, 59th minute and Midnight correction, Code Blue Override, Two-Sided, and various mounting options.



800-444-7161

BOX 5705 • SHREVEPORT, LOUISIANA. 71135


FAX: 318-797-4864
www.ats-usa.com
 phone: 318-797-7508



CC and AE Series Wall Mount

Secures to Mounting Plate with single screw

Mounts to Single Gang, Double Gang, or 4" Box




CC and AE Series 2-Sided Wall Mount

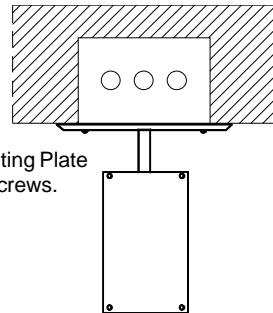
End Panel secures to Box with the required screw(s).



Mounts to Single or Double Gang Box

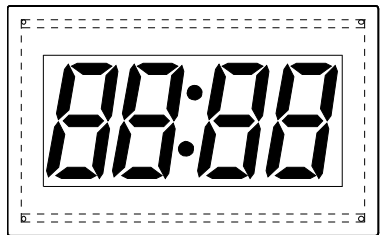


CC and AE Series 2-Sided Ceiling Mount



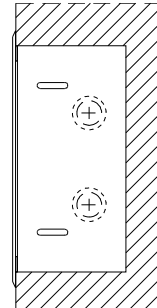
Secure Ceiling Mounting Plate with the required screws.

Mounts to 4" Box



CC and AE Series Flush Mount

Secures to Back Box with flat head screws which are provided.



Back Box includes conduit knockouts and mounting holes.

Back Box included (12.4"W x 7.4"H x 3.6"D)

Wiring and Mounting Options:

AE and CC Series Digital Clocks and Clock/Timers can be configured for your required power, wiring, and mounting requirements. Standard wiring includes clearly labeled, pigtail leads from the back panel. Other wiring options include terminal blocks, power cords, connectors, cord grips, conduit hubs and compression fittings.

Standard configurations are wall mounted (bracket is included). Other mounting options include flush mount, ceiling mount, top or bottom hub mount, stud mount, eye-bolts, and custom mount.



Hub Mount



Eye Bolts



Wall Mount



Stud Mount